



PHONICS

2 sounds
/oo/


M: Add /oo/ to make a real word and illustrate.



f t



b t




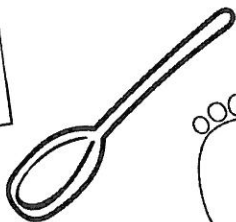


h p

T: Read the words below. If the word is real, color in the box with a crayon.


spook	cool	tool	mool
good	food	toom	cood
woog	doot	spoon	frood

W: Look at the images below. If they have /oo/ like look, color them yellow. If they have /oo/ like BOO! Color them blue.



TH: Read the sentence below and illustrate. Be sure to include all the /oo/ words in the illustration.


I read my book at the zoo while I wore green boots.



WRITING

Picture
3

M: Look at the image below and describe what could be happening.



T: Make sure you have at least 3 complete sentences. If not, add some.

W: Do you have punctuation at the end of your sentences? Does each of your sentences start with a capital letter?

TH: Are your sentences detailed and juicy? Or are they boring? Go back and fix boring sentences! Remember: you could answer some of the questions words (who, what, where, when, why). You can also add adjectives to your sentences to make them more fun to read.