




PHONICS

Digraph
th

M:

Read and trace the word below then draw a picture in the box.



mouth

tooth

bath


T:

Read the words below. If the word is real, color in the box with a crayon.

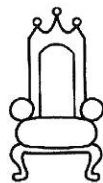
path	teeth	noth	math
lith	thin	thap	with
ruth	mith	moth	zath

W:

Circle the word that describes each picture.



thun
thumb
this



throne
thron
throme



three
throw
threat

TH:

Use the following words to write a silly sentence:

booth

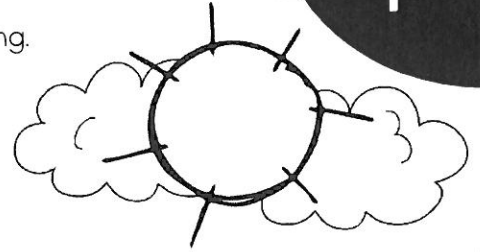


throw

third

WRITING

Picture
1

M: Look at the image below and describe what could be happening.



Handwriting practice lines consisting of solid top and bottom lines with a dashed middle line. There are four sets of these lines provided for writing.

T: Make sure you have at least 3 complete sentences. If not, add some.

W: Do you have punctuation at the end of your sentences? Does each of your sentences start with a capital letter?

TH: Are your sentences detailed and juicy? Or are they boring? Go back and fix boring sentences! Remember: you could answer some of the questions words (who, what, where, when, why). You can also add adjectives to your sentences to make them more fun to read.



Which is worth more?

In each box, colour the circle under the coin that is worth more.

 <input type="radio"/>	 <input type="radio"/>	 <input type="radio"/>	 <input type="radio"/>	 <input type="radio"/>	 <input type="radio"/>	 <input type="radio"/>	 <input type="radio"/>
 <input type="radio"/>	 <input type="radio"/>	 <input type="radio"/>	 <input type="radio"/>	 <input type="radio"/>	 <input type="radio"/>	 <input type="radio"/>	 <input type="radio"/>
 <input type="radio"/>	 <input type="radio"/>	 <input type="radio"/>	 <input type="radio"/>	 <input type="radio"/>	 <input type="radio"/>	 <input type="radio"/>	 <input type="radio"/>

