



St Cecilia's Catholic Primary School

SCHOOL PERFORMANCE DATA FOR 2013

Item 1: Contextual Information

St Cecilia's is a single stream, co-educational, Catholic Primary School, catering for up to 278 students from Kindergarten to Year Seven with Indigenous students making up approximately 11% of the school population. The school is supported by the Parishes of Port and South Hedland, where a strong relationship exists between the Parishes, the school and the wider community.

St Cecilia's promotes an atmosphere of openness and mutual respect where children feel secure to develop to their full potential. Students embrace spiritual, emotional, intellectual, physical and social skills encouraging them to develop into independent learners.

All classrooms are equipped with interactive whiteboards and computers to support the dynamic teaching and learning environments and to assist students when participating in various academic endeavours.

The children at St Cecilia's are provided with a solid foundation for learning through an excellent Early Childhood program.

St Cecilia's uses the "Explicit Teaching Model of Practice" in our teaching approach to Literacy and Numeracy. Programmes for each Year level in the whole school are designed, with a yearly overview plan and broken up into the four terms. Planning is guided by the requirements of the Australian Curriculum in both Literacy and Numeracy. Our focus for 2013, Spelling was integrated into this teaching model through the Spelling Mastery program.

An Arts program is run for students in Years Four to Seven. This program exposes the students to the different Art strands, stimulates their imagination and creativity, providing them with the opportunity to become more skilful in music, drama, dance and other aspects of The Arts.

There is a strong sport emphasis at St Cecilia's. A variety of sporting programmes are undertaken both within the school curriculum and as extra-curricular activities. Our students have not only developed their skills in this area and achieve well in all sports but school spirit is paramount to our community. Our students constantly attain great results and also encourage one another, and other school's competitors, on and off the field.

St Cecilia's is underpinned by the Gospel values and encourages students to be true to our motto "Faith, Family and Friendship."

Faith Family Friendship

Item 2: Teacher standards and qualifications

Years Qualified	No. Teachers	% Teachers	Qualifications include
3 Years	2	14	Graduate Diploma in Education Diploma in Education
4 Years	9	65	Bachelor of Education Bachelor of Education (Primary) Bachelor of Education (Early Childhood) Bachelor of Arts
5 Years	3	21	Masters of Religious Education Masters of Education Masters of Arts

Item 3: Workforce Composition

	No of Staff	% of Staff
Teaching Staff	14	56
Teacher Assistants	7	28
Female	23	92
Male	2	8
Indigenous ATA	1	4
Non Indigenous	24	96
Non Teaching	4	16

Item 4: Student Attendance at School.

Year Level	%Absent	% Attendance
Kindergarten	11.00%	89.00%
Pre-Primary	11.00%	89.00%
Year One	8.00%	92.00%
Year Two	11.00%	89.00%
Year Three	10.00%	90.00%
Year Four	11.00%	89.00%
Year Five	11.00%	89.00%
Year Six	9.00%	91.00%
Year Seven	8.50%	91.50%
Whole School	10.06%	89.94%

How is Non Attendance Managed by the School

St Cecilia's uses a computerised attendance program to record student attendance. Teachers enter in attendance information by 9.00am and 1.00pm each day. For any child who is absent without a phone call or note from parents/guardians; a text message will be sent, automatically by phone, to parents beginning from 9.00am on the day of absence. Indigenous parents will be contacted after 9.00am by our ATA. If a parent cannot be contacted a message will be left on their answering machine informing them of the absentee.

When a child is absent with or without a phone call, a note still needs to be sent to school when the child returns, a phone call does not suffice. If no note is received the school will send a follow-up absence notice to parents requesting a note be sent to school.

Item 5: Senior Secondary Outcomes:

Not relevant to St Cecilia's Catholic Primary School as we do not have a Catholic Secondary School in Port Hedland.

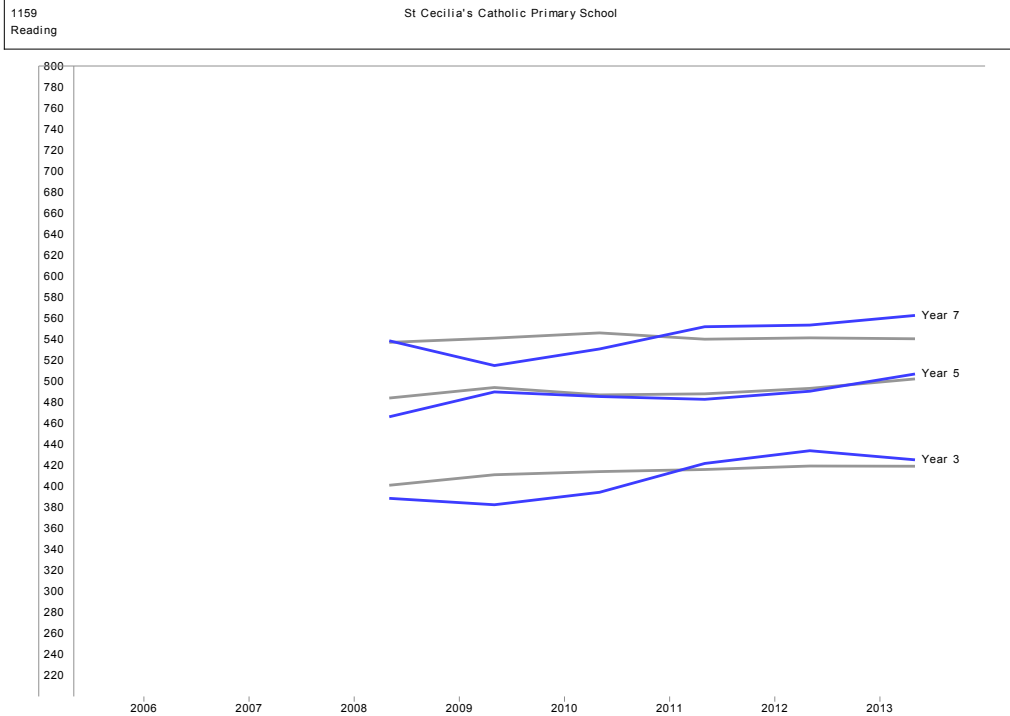
Item 6: NAPLAN information

2013 Year 3 Results			
	St Cecilia's Mean Score	WA Mean Score	National Mean Score
Reading	425.2	406.4	419.1
Writing	377.0	405.2	415.6
Spelling	417.1	399.6	410.7
Grammar & Punctuation	413.0	415.0	428.2
Numeracy	367.8	387.5	396.9

2013 Year 5 Results			
	St Cecilia's Mean Score	WA Mean Score	National Mean Score
Reading	506.9	495.5	502.2
Writing	490.6	470.3	477.8
Spelling	510.3	487.3	494.0
Grammar & Punctuation	506.6	495.0	500.8
Numeracy	480.1	477.8	485.9

2013 Year 7 Results			
	St Cecilia's Mean Score	WA Mean Score	National Mean Score
Reading	562.6	538.5	540.4
Writing	543.9	517.2	516.9
Spelling	544.8	545.6	549.2
Grammar & Punctuation	560.2	533.0	535.4
Numeracy	534.4	541.7	542.2

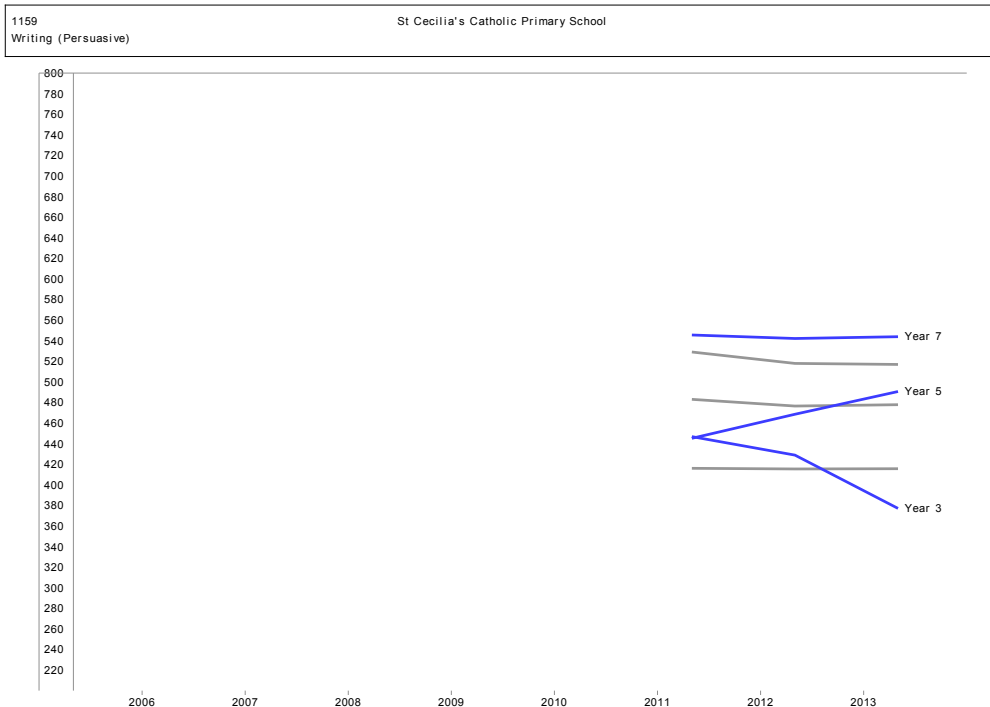
Reading



Observations

- 2013 Reading results indicate our Year Three students are above the National average with a downward trend.
- The Year Five students are above the National average with an upward trend.
- The Year Seven students are above the National average with a pleasing upward trend.

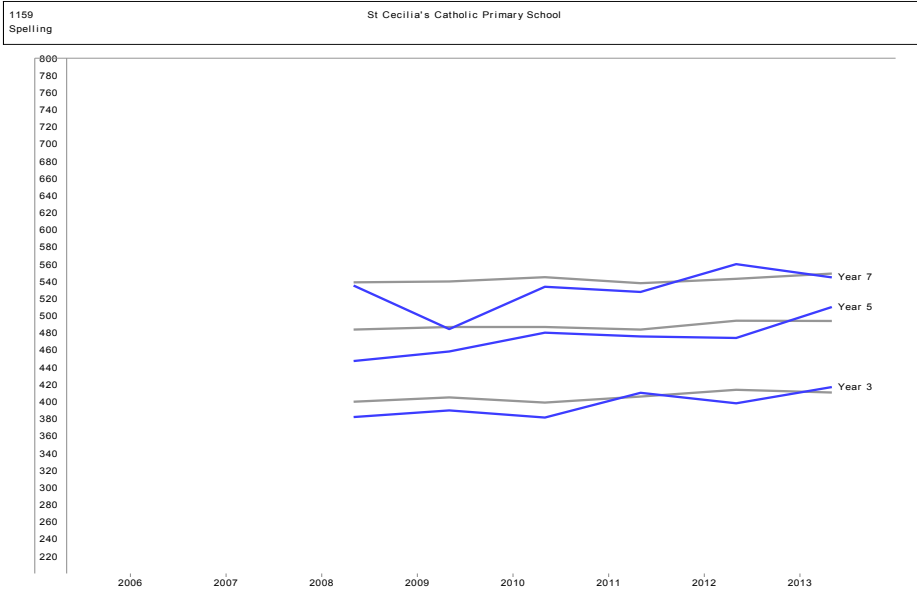
Writing



Observations

- 2013 Writing results indicate our Year Three students are below the National average with a downward trend.
- The Year Five students are above the National average with an upward trend.
- The Year Seven students are above the National average.

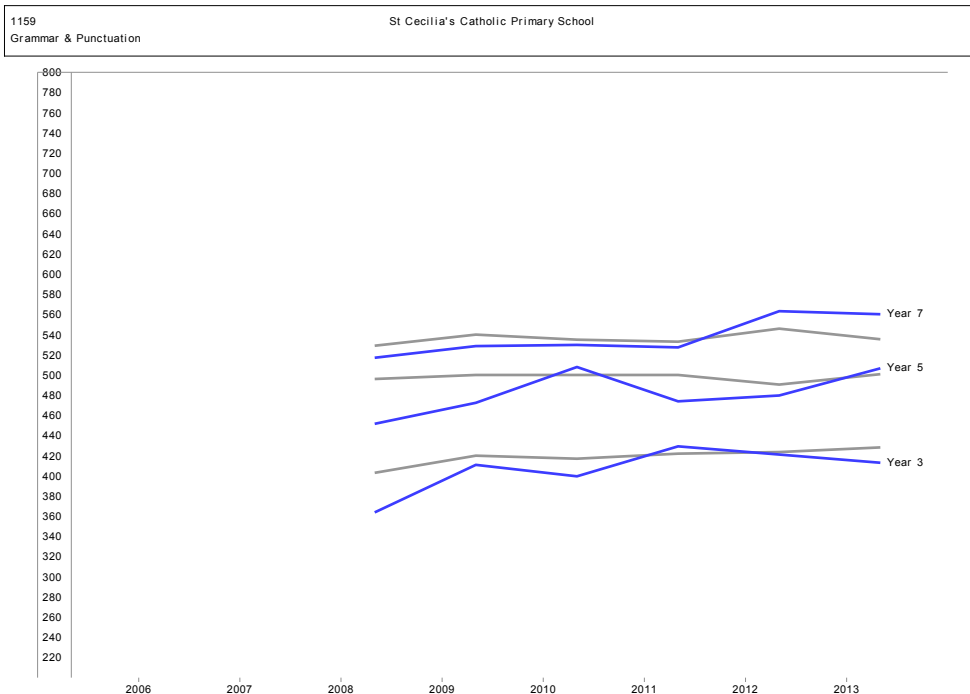
Spelling



Observations

- 2013 Spelling results indicate our Year Three students are above the National average with an upward trend.
- The Year Five students are above the National average with an upward trend.
- The Year Seven students are slightly below the National average.

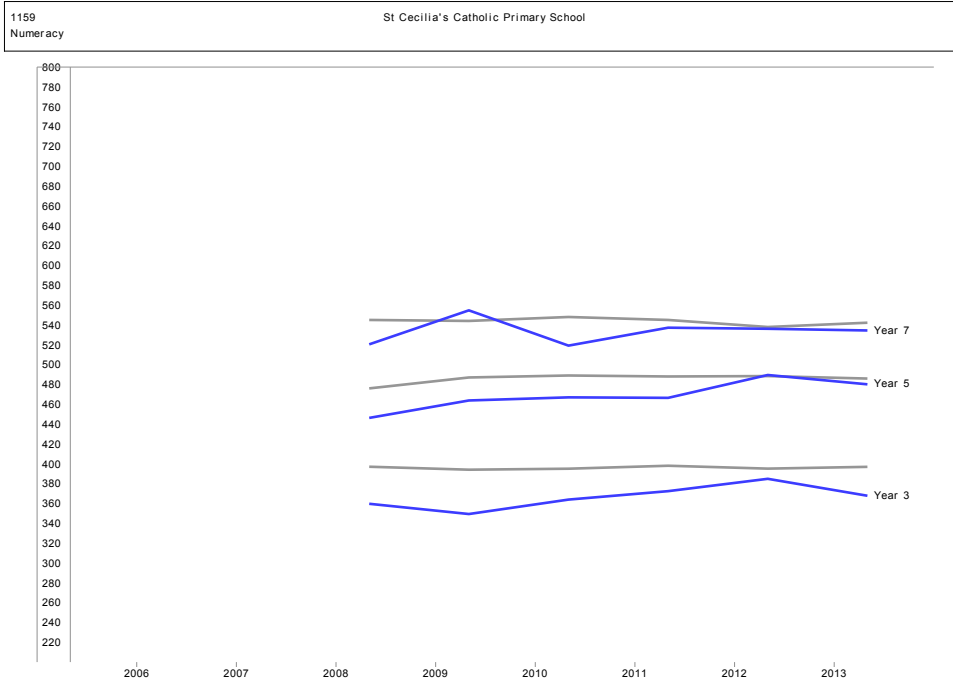
Grammar and Punctuation



Observations

- 2013 Grammar and Punctuation results indicate our Year Three students are below the National average.
- The Year Five students are above the National average with an upward trend.
- The Year Seven students are above the National average.

Numeracy



Observations

- 2013 Numeracy results indicate our Year Three students are below the National average.
- The Year Five students are almost equal to the National average.
- The Year Seven students are slightly below the National average.

Item 7: Parent, Student and Teacher Satisfaction

We have a very strong community at St Cecilia's made up of staff, students and parents. When you join our school community you become part of the family. Throughout the year a number of surveys are sent home to parents, staff and students to assist us in our Quality Catholic Schooling. The general feeling that is returned to the school shows that parents are happy with the education of their children and that the children are happy in school.

We have had a larger turnover of staff this year which hasn't affected the quality of the teaching. Our staff are dedicated and conscientious and continually work hard for the good of their students. We have a dedicated P&F that work tirelessly to provide funds for our school. The School Board is diligent and work hard for the good of our students and the wider community.

Item 8: Post School Destinations

2013 Year 7 Destinations

Hedland Senior High School 15
La Salle Catholic College Perth 1
Queensland 1
Santa Maria College Perth 2
Shenton College Perth 1
St Stevens Perth 1
St Mary's Broome 1
St Steven's Perth 1
Trinity Catholic College Perth 1
Wesley College Perth 1
Willeton HS Perth 1

Item 9: School Income

<http://www.myschool.edu.au/MoreInformation>