



St Cecilia's Catholic Primary School

SCHOOL PERFORMANCE DATA FOR 2012

Item 1: Contextual Information

St Cecilia's is a single stream, co-educational, Catholic Primary School, catering for up to 278 students from Kindergarten to Year Seven with indigenous students making up approximately 10% of the school population. The school is supported by the Parishes of Port and South Hedland, where a strong relationship exists between the Parishes, the school and the wider community.

St Cecilia's promotes an atmosphere of openness and mutual respect where children feel secure to develop to their full potential. Students embrace spiritual, emotional, intellectual, physical and social skills encouraging them to develop into independent learners.

All classrooms are equipped with interactive whiteboards and computers to support the dynamic teaching and learning environments and to assist students when participating in various academic endeavours.

The children at St Cecilia's are provided with a solid foundation for learning through an excellent Early Childhood program.

This is the first year St Cecilia's, alongside other Hedland schools, has implemented the "Explicit Teaching Model of Practice" in our teaching approach to Literacy and Numeracy. Programmes for each Year level in the whole school are designed, with a yearly overview plan and broken up into the four terms. Planning is guided by the requirements of the Australian Curriculum in both Literacy and Numeracy. Our focus for 2012, Problem Solving was integrated into this teaching model.

An Arts program is run for students in Years Four to Seven. This program exposes the students to the different Art strands, stimulates their imagination and creativity, providing them with the opportunity to become more skilful in music, drama, dance and other aspects of The Arts.

There is a strong sport emphasis at St Cecilia's. A variety of sporting programmes are undertaken both within the school curriculum and as extra-curricular activities. Our students have not only developed their skills in this area and achieve well in all sports but school spirit is paramount to our community. Our students constantly attain great results and also encourage one another on and off the field.

St Cecilia's is underpinned by the Gospel values and encourages students to be true to our motto "Faith, Family and Friendship."

Item 2: Teacher standards and qualifications

Years Qualified	No. Teachers	% Teachers	Qualifications include
3 Years	1	7%	Diploma of Teaching
4 Years	11	73%	Bachelor of Education Bachelor of Education (Primary) Bachelor of Education (Early Childhood) Bachelor of Arts
5 Years plus	3	20%	Masters of Education Masters of Theological Studies

Item 3: Workforce Composition

	No of Staff	% of Staff
Teaching Staff	15	60%
Teacher Assistants	6	12%
Female	23	92%
Male	2	8%
Indigenous ATA	1	2.5%
Non Indigenous	24	96%
Non Teaching	4	16%

Item 4: Student Attendance at School.

Year Level	%Absent	% Attendance
Kindergarten	10.37%	89.63%
Pre-Primary	7.75%	92.25%
Year One	8.77%	91.23%
Year Two	9.00%	91.00%
Year Three	8.25%	91.75%
Year Four	8.50%	91.50%
Year Five	9.00%	91.00%
Year Six	8.00%	92.00%
Year Seven	8.50%	91.50%
Whole School	8.68 %	91.32%

How is Non Attendance Managed by the School

We have compiled a green folder for each year level at St Cecilia's. Inside the folder there is a class list for the year level. There are five columns one for each day of the week. Teachers will record absentees for the week on this page making sure to date each column. At the end of the week the page is taken out and archived, with a new sheet ready for use by the teacher.

If a parent rings up to explain an absentee the teacher will receive a yellow slip in the office tray so they know why the child is away, it could be due to sickness, holiday or late. The teachers must record absent students and have it into the office by 9.00am. Any child who is absent without a phone call or note; a phone call will be made to the parents beginning from 9.00am on the day of absence. Indigenous parents will be contacted after 9.00am by our ATA. If a parent cannot be contacted a message will be left on their answering machine informing them of the absentee.

When a child is absent with or without a phone call, a note still needs to be sent to school when the child returns, a phone call does not suffice.

Item 5: Senior Secondary Outcomes:

Not relevant to St Cecilia's Catholic Primary School as we do not have a Catholic Secondary School in Port Hedland.

Item 6: NAPLAN information

2012 Year 3 Results			
	St Cecilia's Mean Score	WA Schools Mean Score	National Mean Score
Reading	434	407	419
Writing	429	407	415
Spelling	398	401	414
Grammar & Punctuation	421	408	424
Numeracy	385	384	395

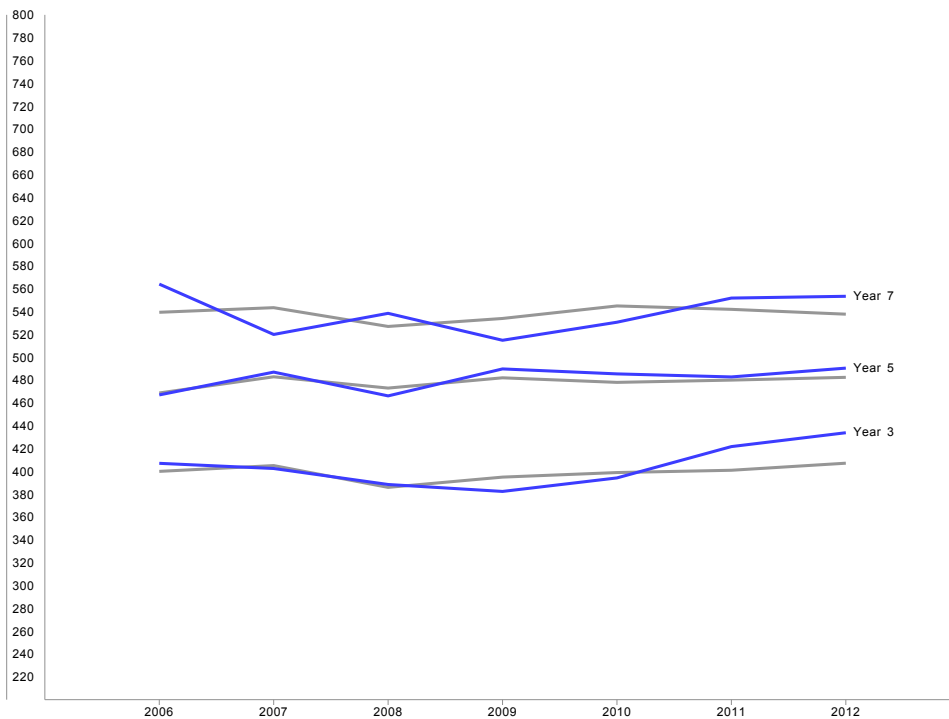
2012 Year 5 Results			
	St Cecilia's Mean Score	WA Schools Mean Score	National Mean Score
Reading	491	482	493
Writing	469	470	477
Spelling	474	486	494
Grammar & Punctuation	480	479	491
Numeracy	490	477	488

2012 Year 7 Results			
	St Cecilia's Mean Score	WA Schools Mean Score	National Mean Score
Reading	553	538	541
Writing	542	521	518
Spelling	560	539	543
Grammar & Punctuation	563	545	546
Numeracy	536	535	538

Reading:

1159
Reading

ST CECILIA'S CATHOLIC PRIMARY SCHOOL



Observations.

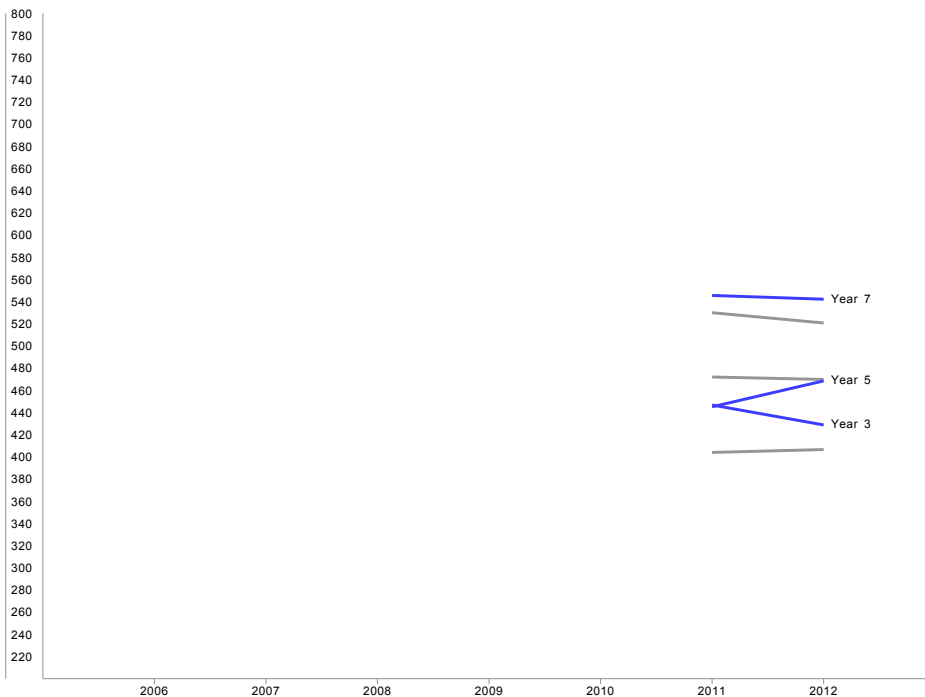
- 2012 Reading results indicate that our Year 3 students are above National schools with an upward trend.
- The Year 5 results are only slightly above National schools.
- The Year 7 results are above National schools with a pleasing upward trend.

Writing:

1159

ST CECILIA'S CATHOLIC PRIMARY SCHOOL

Writing



Observations:

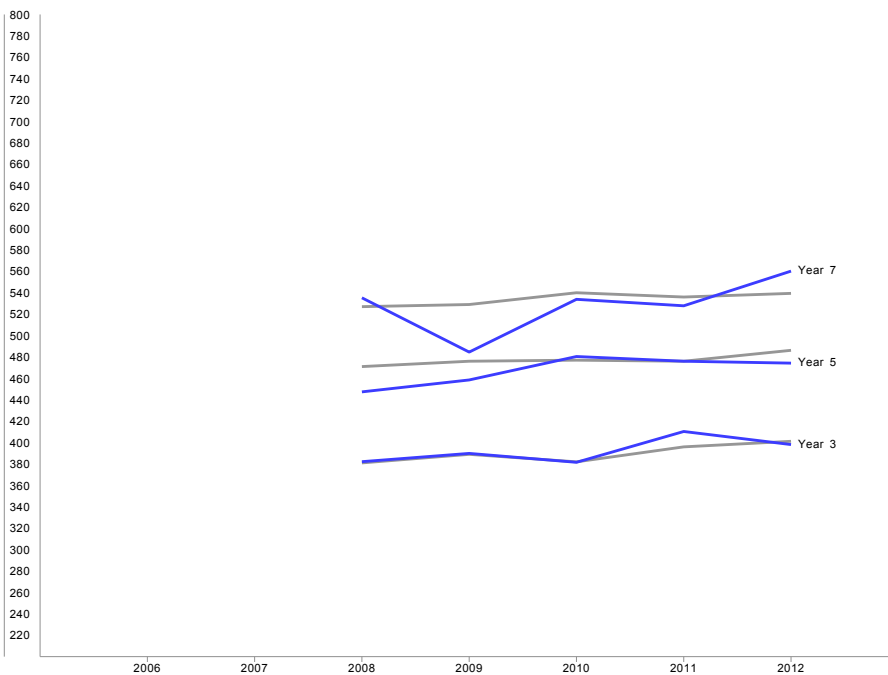
- The Year 3 results are above National schools with a downward trend.
- The Year 5 results are slightly below National schools with a pleasing upward trend.
- The Year 7 results are above the National schools.

Spelling:

1159

ST CECILIA'S CATHOLIC PRIMARY SCHOOL

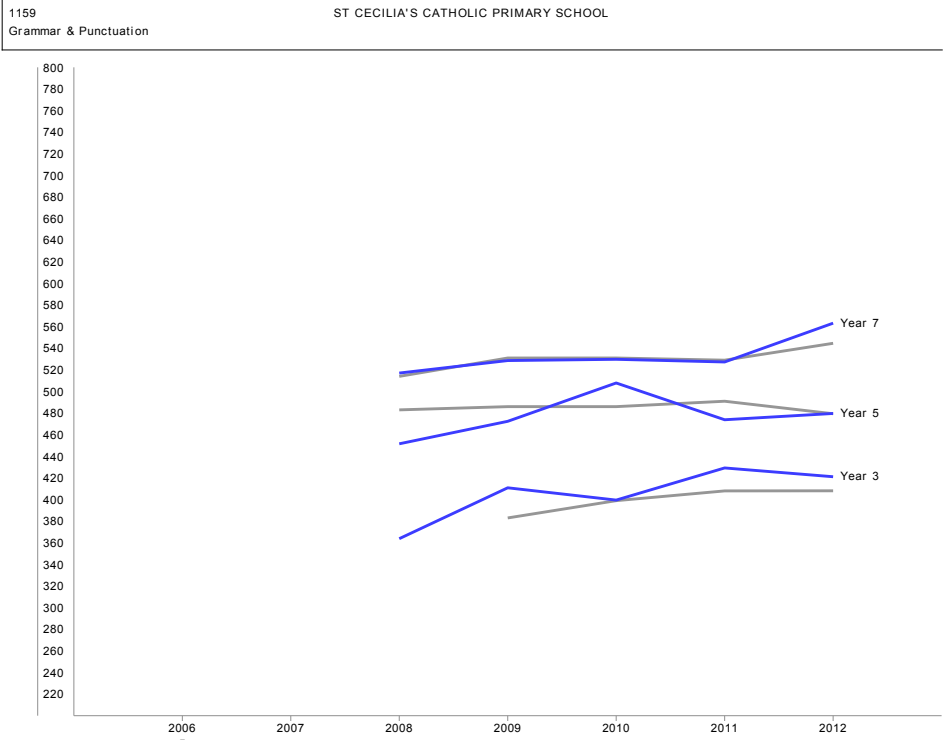
Spelling



Observations:

- The Year 3 results are slightly below National schools.
- The Year 5 results are slightly below National schools.
- The Year 7 results are above the National schools.

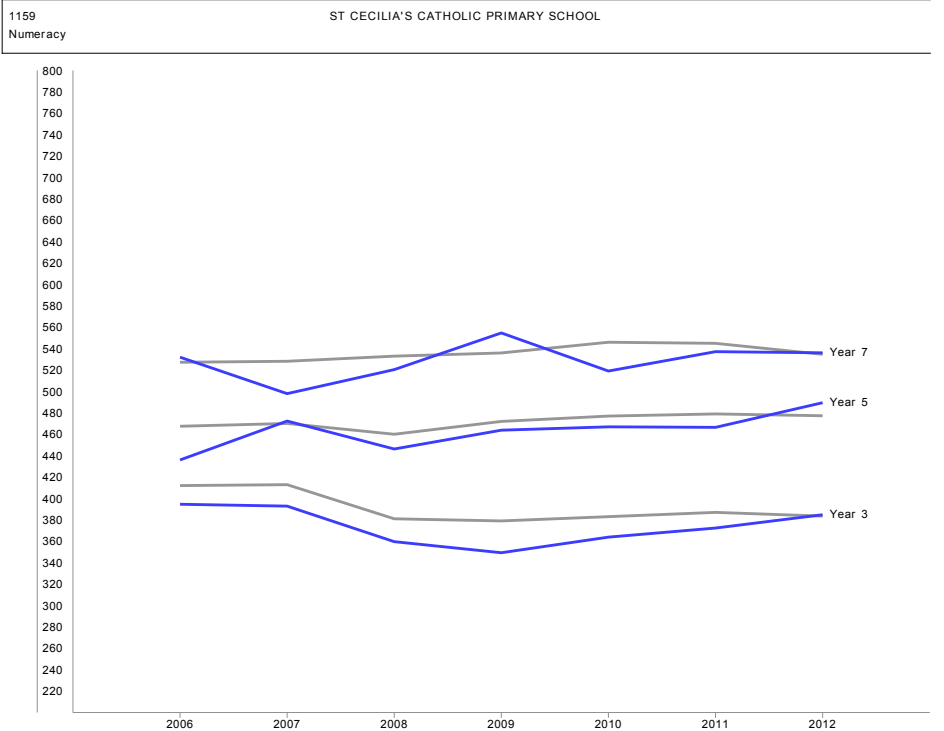
Grammar and Punctuation:



Observations:

- The Year 3 results are above National schools.
- The Year 5 results are the same as National schools with slight upward trend.
- The year 7 results are above the National school with a sharp upward climb.

Numeracy:



Observation:

- The 2012 results show that in all three Year groups, are at or slightly above the National schools with Year 3 and 5 showing an upward trend and Year 7 constant.

Item 7: Parent, Student and Teacher Satisfaction

We have a very strong community at St Cecilia's made up of staff, students and parents. When you join our school community you become part of the family. Throughout the year a number of surveys are sent home to parents, staff and students to assist us in our Quality Catholic Schooling. The general feeling that is returned to the school shows that parents are happy with the education of their children and that the children are happy in school.

We have a small turnover of staff which is extremely good considering we are in a transit town. Our staff are dedicated and conscientious and continually work hard for the good of their students. We have an excellent P&F that work tirelessly to provide funds for our school and have an industrious School Board working for the good of our students and the wider community.

Item 8: Post School Destinations

2012 Year 7 Destinations

Canberra 1
Hedland Senior High School 16
Iona Presentation College 1
Kingsway Christian College 1
La Salle Catholic College 1
Mazenod Catholic College 1
MacKillop Catholic College Busselton 1
Perth 1
St Hilda's Perth 1
Trinity Catholic College 1

Item 9: School Income

<http://www.myschool.edu.au/MoreInformation>

Click on the link and follow the instructions.