



## *St Cecilia's Catholic Primary School*

### **SCHOOL PERFORMANCE DATA FOR 2014**

#### **Item 1: Contextual Information**

St Cecilia's is a single stream, co-educational Catholic Primary School, catering for up to 278 students from Kindergarten to Year Seven. Indigenous students make up approximately 14% of the school population. The school is supported by the Parishes of Port and South Hedland, where a strong relationship exists between the Parishes, the school and the wider community.

St Cecilia's promotes an atmosphere of openness and mutual respect where children feel secure to develop to their full potential. Students embrace spiritual, emotional, intellectual, physical and social skills encouraging them to develop into independent learners.

All classrooms are equipped with interactive whiteboards and computers to support the dynamic teaching and learning environments and to assist students when participating in various academic endeavours. St Cecilia's also employs a bank of iPads and chrome books which can be transported from classroom to classroom, for student use.

St Cecilia's provides a solid foundation for student learning through an excellent Early Childhood Programme for Kindergarten and Pre-Primary.

St Cecilia's uses the Explicit Teaching Model of Practice in our approach to Literacy and Numeracy. Programmes for each year level are designed with a yearly overview and broken into four terms. Planning is guided by the requirements of the West Australian Curriculum. Our focus for 2014 is 'Differentiation in the Classroom'.

There is a strong sport emphasis at St Cecilia's. A variety of sporting programmes are undertaken both within the school curriculum and as extra-curricular activities. Our students have developed their skills in this area and achieve well in all sports. We believe personal pride and school spirit are important to the development of the whole child and look to develop these traits in all students. While our students constantly attain great results they do so with humility while supporting each other and fellow competitors.

St Cecilia's is underpinned by the Gospel Values and encourage students to be true to our motto 'Faith, Family and Friendship'.

*Faith Family Friendship*

## Item 2: Teacher standards and qualifications

Years Qualified	No. Teachers	% Teachers	Qualifications include
3 Years	1	8	Graduate Diploma in Education
4 Years	10	71	Bachelor of Education Bachelor of Education (Primary) Bachelor of Education (Early Childhood) Bachelor of Arts
5 Years	3	21	Masters of Religious Education Masters of Education Masters of Literature

## Item 3: Workforce Composition

	No of Staff	% Staff
Teaching Staff	14	56
Teacher Assistants	7	28
Female	23	92
Male	2	8
Indigenous ATA	1	4
Non Indigenous	24	96
Non Teaching	4	16

## Item 4: Student Attendance at School

Year Level	% Absent	% Attendance
Kindergarten	10.78%	89.22%
Pre-Primary	9.31%	90.69%
Year One	9.11%	90.89%
Year Two	7.76%	92.24%
Year Three	8.17%	91.83%
Year Four	8.52%	91.48%
Year Five	9.30%	90.70%
Year Six	10.11%	89.89%
Year Seven	8.91%	91.09%

## How is Non Attendance Managed by the School

St Cecilia's uses a computerised attendance program to record student attendance. Teachers enter in attendance information at 9.00am and 1.00pm each day. Any child who is absent, without notice from a parent/guardian, will be recorded as absent and a sms message will be sent to one parent/guardian.

When a child is absent with or without a phone call, a note is still required by the school. If no note is received, the school will send a follow-up absence letter for the parent/guardian to complete and return to the school office.

## Item 5: Senior Secondary Outcomes:

Not relevant to St Cecilia's Catholic Primary School as we do not have a secondary school component.

## Item 6: NAPLAN Information:

<b>2014 Year 3 Results</b>			
	St Cecilia's Mean Score	Similar Schools	National Mean Score
Reading	<b>402</b>	<b>420</b>	<b>418</b>
Writing	<b>386</b>	<b>402</b>	<b>402</b>
Spelling	<b>395</b>	<b>409</b>	<b>412</b>
Grammar & Punctuation	<b>397</b>	<b>425</b>	<b>426</b>
Numeracy	<b>379</b>	<b>403</b>	<b>402</b>

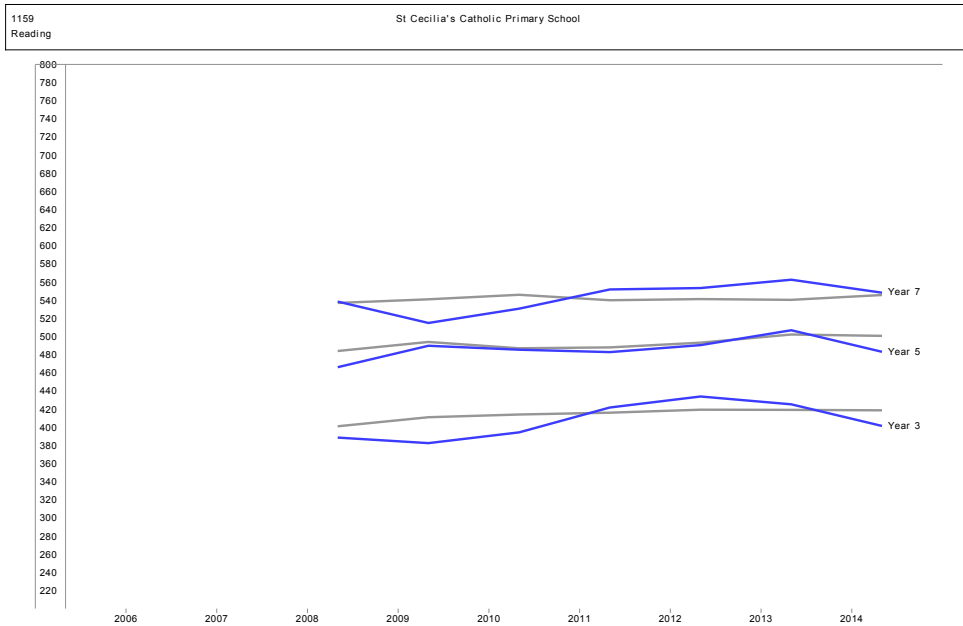
<b>2014 Year 5 Results</b>			
	St Cecilia's Mean Score	Similar Schools	National Mean Score
Reading	<b>483</b>	<b>502</b>	<b>501</b>
Writing	<b>467</b>	<b>467</b>	<b>468</b>
Spelling	<b>484</b>	<b>494</b>	<b>498</b>
Grammar & Punctuation	<b>473</b>	<b>502</b>	<b>504</b>
Numeracy	<b>454</b>	<b>487</b>	<b>488</b>

<b>2014 Year 7 Results</b>			
	St Cecilia's Mean Score	Similar Schools	National Mean Score
Reading	<b>548</b>	<b>544</b>	<b>546</b>
Writing	<b>499</b>	<b>510</b>	<b>512</b>
Spelling	<b>554</b>	<b>540</b>	<b>545</b>
Grammar & Punctuation	<b>549</b>	<b>541</b>	<b>543</b>
Numeracy	<b>536</b>	<b>542</b>	<b>546</b>

# Reading

## Observations:

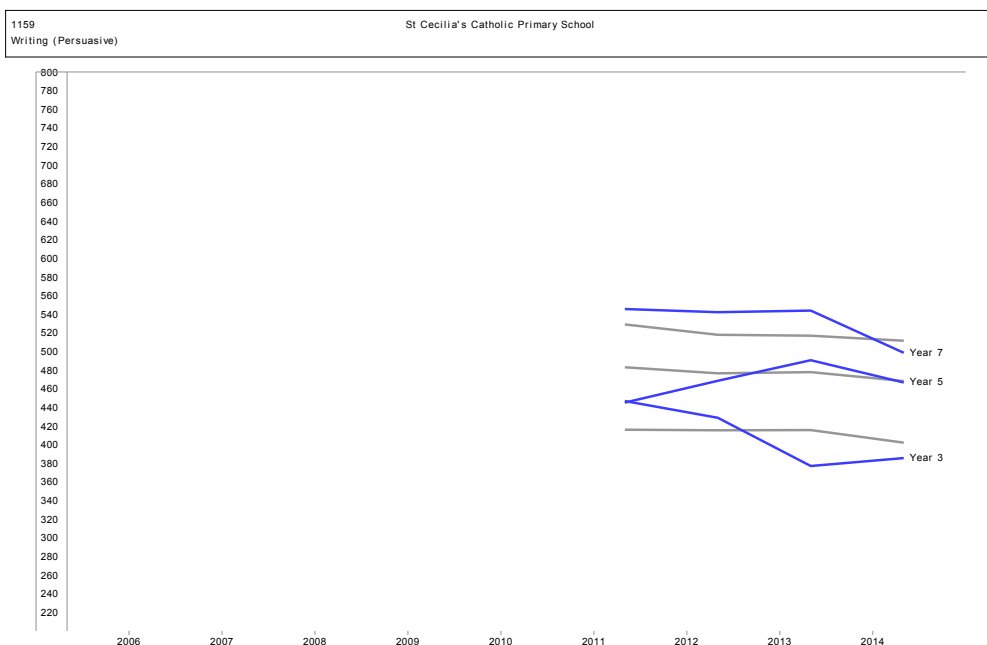
- Year Three 2014 results show a slight downward trend resulting in being slightly below the mean of national schools.
- Year Five mean has dipped slightly below the mean of the National school.
- Year Seven has dropped slightly and is at the mean of the National schools.



# Writing:

## Observations:

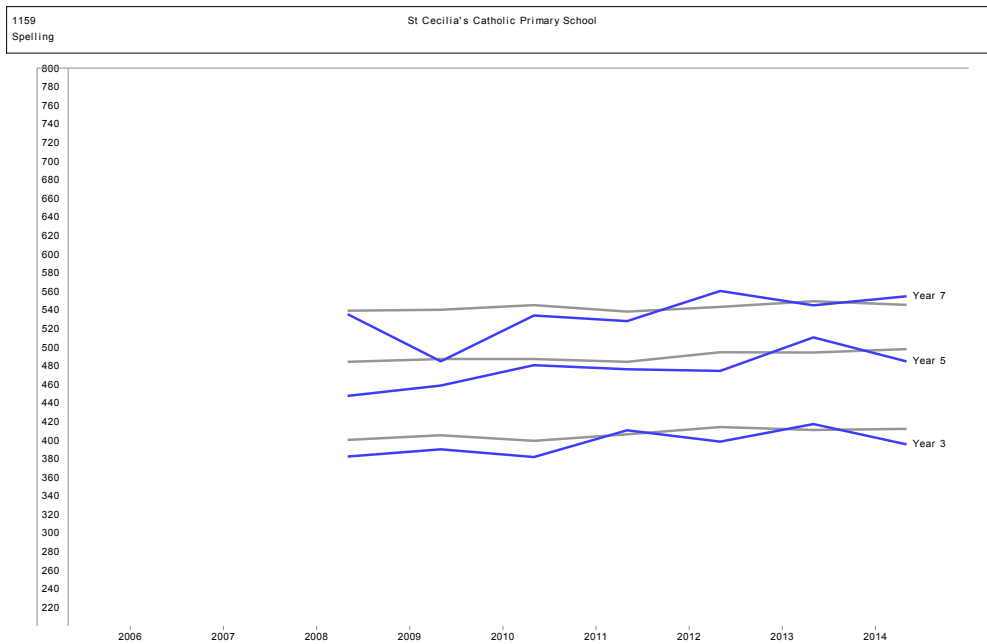
- Year Three 2014 results show a slight upward trend, and are tracking closer to the national schools. This is a pleasing trend in comparison to 2013.
  - Year five shows a slight downward trend with our school at the same as national schools.
- Year Seven shows a downward trend and are now slightly below National mean.



# Spelling:

## Observations

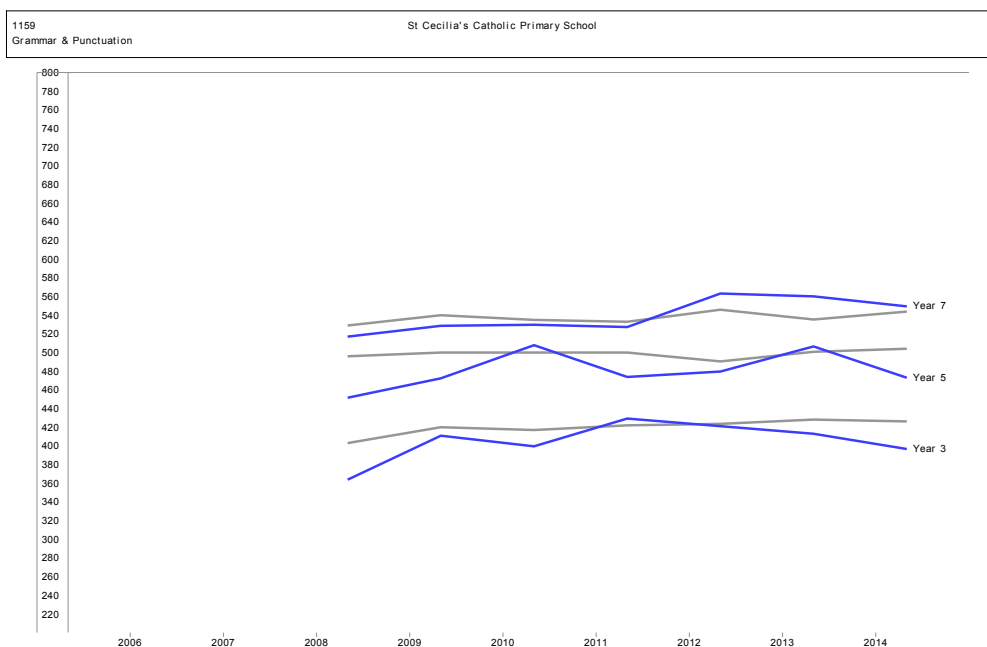
- Year Three indicates a decline from 2013 results.
- Year Five indicates a decline from 2013 results.
- Year Seven indicates a pleasing upward trend.



# Grammar and Punctuation:

## Observations:

- Year Three 2014 results show a slight downward trend.
- Year Five also shows a downward trend seeing the school placed below national schools.
- Year Seven shows a slight downward trend but is still slightly above national schools



# Numeracy

## Observations:

- Year Three 2014 results indicate a rise from 2013 to 2014, showing a positive upward trend; however still slightly below national schools.
- Year Five shows a downward trend against the national schools.
- Year Seven have maintained progress and are performing just below national schools.

